

2008 ASHP Midyear Clinical Meeting

Student Poster Submission Rules

And

Format Guidelines

This document is to assist you in the preparation of your abstract submission for a poster presentation at the *2008 ASHP Midyear Clinical Meeting* to be held in Orlando, Florida, December 7-11.

Please read all instructions carefully. We have a new submission process and some requirements have changed.

Thank you for your interest in presenting at the *2008 ASHP Midyear Clinical Meeting* and we hope to see you in Orlando!

Important – Please Note:

This site is for student submissions only. If you are a resident, go to <http://www.ashp.org/Import/MEETINGS/GetInvolved.aspx> and click on “**Submit a Resident Poster Abstract**”.

Important Information:

- **Deadline is October 1, 2008, 11:59 PM Eastern. No exceptions.**
- **You must either currently be a student** or your study was conducted while you were a student.
- **Incomplete submissions will not be considered.**
- **A Primary Author is limited to one abstract submission;** however, they can be additional authors on other abstracts.
- **Do not create duplicate abstracts or fake abstracts.** Go back and edit the one you first create.
- **You must complete all additional author information,** including disclosure information.
- **We are only accepting a total of five authors per submission** (Primary Author plus four additional). Any authors above that number will be deleted according to their order.
- **Research-in-Progress reports will be accepted and results can be presented.**
- Posters will be presented on Monday 11:30 AM – 12:30 PM. Set-up begins 11:00 AM.
- A poster board has usable space of approximately 7 ½ feet wide (2.3 meters) by 3 ½ feet high (1.1 meters).
- You will receive more instructions on creating and presenting a poster when your poster has been accepted.

TABLE OF CONTENTS

Deadline.....	1
Authorship	1
Meeting Registrations/Withdrawals/Cancellations.....	2
Notifications/Contact Information.....	2
How to Submit Online	3
Logging In.....	3
Welcome	4
Primary Author Information.....	5
Create a New Abstract.....	6
Rules for Poster Abstract Titles	7
Abstract Details.....	8
Sample Descriptive Report Abstract	10
Sample Evaluative Report Abstract.....	11
Sample Research-in-Progress Report Abstract	12
Primary Author Abstract Content Affirmation / Disclosure.....	13
Additional Authors.....	14
Additional Author Disclosure	17
Completing the Submission Process	18
Logging Out	19

DEADLINE – 11:59 p.m. Eastern, October 1, 2008

This deadline is final! You may edit a submission anytime prior to the deadline. No new submissions or edits will be accepted after the deadlines. ASHP will not edit abstracts. Incomplete submissions found after the deadline will not be considered.

AUTHORSHIP

PRIMARY AUTHOR

The person entering the information online ***must be the Primary Author*** and will be responsible for providing the required information for **all** authors. We define the "Primary Author" as the leading author of the abstract and the one whose name appears first on the abstract. Therefore, the submitting author's name will *automatically* appear first on the citation and the abstract, and it is their contact information that will be printed on the published version of the abstract.

A Primary Author may submit only one abstract; however, they may be an additional author on other abstracts. Do not create duplicate abstracts. Once you create an abstract you may go back and edit that abstract by clicking on its title. Even if you go into the submission site to just look around and create a fake abstract – use that one, writing over the title, for your final. Duplicate and fake abstracts slow down the acceptance process. If a Primary Author submits more than one abstract ASHP will choose which abstract will be presented and will delete the others. Once deleted, these cannot be recovered.

ADDITIONAL AUTHORS

Each submission may have up to five (5) authors – the Primary Author and four (4) additional authors. If you submit more than four additional authors ASHP will accept the first four and delete the rest. The Primary Author should check to make sure that all authors and their information are included and in the order they will appear on the abstract and citation. **ASHP will not add "forgotten" authors or make changes to the author order. Incomplete additional author information may cause the abstract to be rejected.**

MEETING REGISTRATIONS and CANCELLATIONS

MEETING REGISTRATION

Presenting a poster at our meeting is a voluntary effort and ASHP cannot pay expenses for your participation. If your submission is accepted you are responsible for your own meeting registration fee and travel.

All presenters must be registered for the meeting, at least on the day of the presentation. No one will be allowed in the poster area without a badge even during set-up. If you need assistance setting up your poster or if you would like a family member to see your poster, please come to the Poster Desk in the Poster Hall and talk with an ASHP staff member. Please do not attempt to get someone past security.

WITHDRAWALS/CANCELLATIONS

Written notification is required for all submission withdrawals. Only the Primary Author may withdraw a submission — third party withdrawals will not be accepted.

Send your withdrawal request to: educserv@ashp.org. Please include your full name and presentation title in your request.

Because of our early publication deadlines, if you withdraw after receiving your acceptance notice we cannot guarantee that your presentation citation and/or abstract will not appear in print, on the ASHP Website, or in other print or electronic media.

NOTIFICATIONS and CONTACT INFORMATION

EMAIL ADDRESSES AND NOTIFICATIONS

The login email must be the same as the Primary Author's email. Do not change or delete the Primary Author's email. If the Primary Author's email is deleted the poster will be rejected.

All correspondence concerning confirmations, reminders, and accept/reject notifications will be sent to the Primary Author's email only. It is the Primary Author's responsibility to notify the coauthors of the abstract as to the status of the submission. It is imperative that this email address is a working email box that is not spam protected. If you do have spam protection, chances are you will not receive our emails.

CONTACT INFORMATION

If you have a question regarding your submission, please send an email to educserv@ashp.org. Please include your name and the title of the submission. ASHP will refuse to give out information to anyone not listed as an author on the abstract.

HOW TO SUBMIT ONLINE

LOGGING IN

Student Poster Abstract Submissions

Please Note:

This site is for Student Poster abstracts only.

Dear Primary Author,

Thank you for your interest in presenting a Student Poster at the 2008 ASHP Midyear Clinical Meeting, December 7-11, in Orlando, Florida.

The deadline for all abstract submissions is 11:59 p.m. (Eastern), October 1, 2008.

You must read the [ASHP Midyear Clinical Meeting Student Poster Submission Rules and Format Guidelines](#) before beginning your submission. Failure to follow the rules and guidelines may result in your abstract not being accepted.

IMPORTANT: The Primary Author must be the person submitting the abstract . Primary Authors may submit only one abstract, though you can be an additional author on other abstracts. Submitting an abstract on behalf of someone else is prohibited.

To begin, either create a new account or login if you are returning to update a proposal. Please note that the "Login Email" will be the address ASHP will use to contact you in regards to your abstract.

Create New Account

FIRST NAME:

LAST NAME:

EMAIL:

PASSWORD:

CONFIRM PASSWORD:

This email has to belong to the Primary Author. It will be the contact email and the one that appears with your abstract.

-or-

Returning Users Login

EMAIL:

PASSWORD:

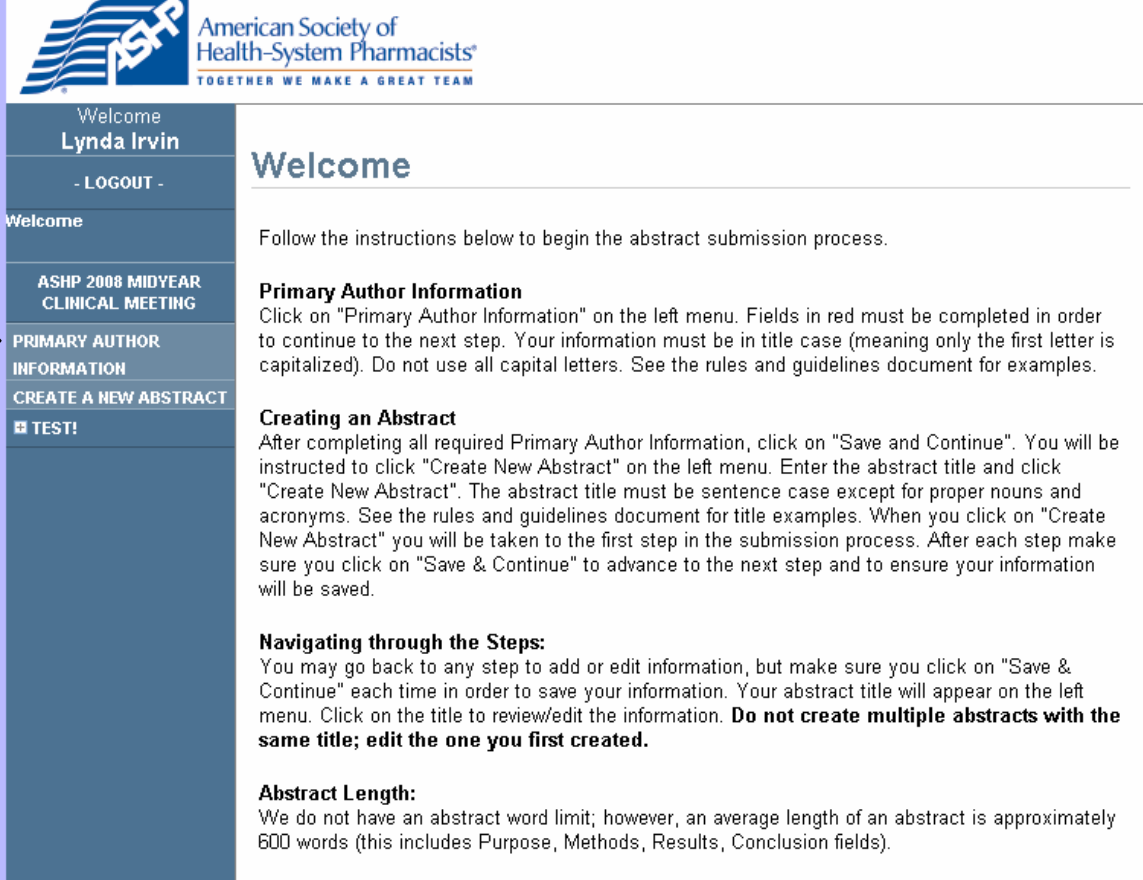
For technical questions, please contact: Technical Support 1-888-711-1138 ext 241; support@cmcg.com

For all other inquiries, please contact: The ASHP Educational Services Division at educserv@ashp.org or call Vanessa Gripper at 301-664-8682

Important: The email that is used for logging into the submission site must be the Primary Author's – not an assistant's or a colleague's. You must not delete or alter this email on the Primary Author Personal Details screen or the database will not function properly resulting in your submission not being accepted.

WELCOME PAGE

Please read all the instructions on the Welcome page before proceeding to the next step.



ASHP American Society of Health-System Pharmacists®
TOGETHER WE MAKE A GREAT TEAM

Welcome
Lynda Irvin
- LOGOUT -

Welcome

ASHP 2008 MIDYEAR CLINICAL MEETING

PRIMARY AUTHOR INFORMATION

CREATE A NEW ABSTRACT

TEST!

Welcome

Follow the instructions below to begin the abstract submission process.

Primary Author Information
Click on "Primary Author Information" on the left menu. Fields in red must be completed in order to continue to the next step. Your information must be in title case (meaning only the first letter is capitalized). Do not use all capital letters. See the rules and guidelines document for examples.

Creating an Abstract
After completing all required Primary Author Information, click on "Save and Continue". You will be instructed to click "Create New Abstract" on the left menu. Enter the abstract title and click "Create New Abstract". The abstract title must be sentence case except for proper nouns and acronyms. See the rules and guidelines document for title examples. When you click on "Create New Abstract" you will be taken to the first step in the submission process. After each step make sure you click on "Save & Continue" to advance to the next step and to ensure your information will be saved.

Navigating through the Steps:
You may go back to any step to add or edit information, but make sure you click on "Save & Continue" each time in order to save your information. Your abstract title will appear on the left menu. Click on the title to review/edit the information. **Do not create multiple abstracts with the same title; edit the one you first created.**

Abstract Length:
We do not have an abstract word limit; however, an average length of an abstract is approximately 600 words (this includes Purpose, Methods, Results, Conclusion fields).

After reading instructions, click on "Primary Author Information".

PRIMARY AUTHOR INFORMATION

You must fill out all fields that are in red. You cannot submit your abstract unless all required fields are completed.

Welcome Lynda Irvin - LOGOUT -	<h3>Primary Author Information</h3> <p>Primary Author's full name, position title, affiliation, and contact information must be filled out completely.</p> <p>* First Name: Lynda</p> <p>* Last Name: Irvin</p> <p>Middle Name / Initial: M.</p> <p>* Student / Position Title: Manager, Education Communications</p> <p>* School/ Affiliation: American Society of Health-System Pharmacists</p> <p>* Address 1: ASHP</p> <p>Address 2: 7272 Wisconsin Avenue</p> <p>* City: Bethesda</p> <p>State (inside U.S.): MD</p> <p>Province (outside U.S.):</p> <p>* Zip / Postal Code: 21045</p> <p>* Country: USA</p> <p>Phone: 301-664-8704</p> <p>Extension:</p> <p>Fax Number: 301-634-5804</p> <p>* E-Mail: lirvin@ashp.org</p> <p>* ASHP Member: <input checked="" type="radio"/> Yes <input type="radio"/> No</p> <p><small>* indicates a required field</small></p> <p>Save & Continue</p>
--------------------------------------	--

Do Not use all caps
Do Not forget the period after the middle initial
Do not place degrees after last name

You must click on "Save" on every screen in order to save your information.

CREATE A NEW ABSTRACT

To begin an abstract, click on "Create a New Abstract." Do not create multiple abstracts with the same title. The titles of all abstracts you create will appear on the left menu. To edit, simply click on the title.

Welcome
Lynda Irvin
- LOGOUT -

Welcome

ASHP 2008 MIDYEAR
CLINICAL MEETING


PRIMARY AUTHOR
INFORMATION

CREATE A NEW ABSTRACT

Primary Author: Thank You

Thank you for entering your personal details, please click on the "Create New Abstract" tab on the left menu to enter your abstract details.

Click here to begin a new abstract.

 American Society of
Health-System Pharmacists®
TOGETHER WE MAKE A GREAT TEAM

Welcome
Lynda Irvin
- LOGOUT -

Welcome

ASHP 2008 MIDYEAR
CLINICAL MEETING

PRIMARY AUTHOR
INFORMATION

CREATE A NEW ABSTRACT

TEST!

Create a New Abstract

**Student Poster Deadline is October 1, 2008 , 11:59 pm EST
No submissions or corrections will be accepted after this date.**

To add a new Poster Abstract, please enter your Proposed Title and click Create New Abstract:

Proposed title:

Abstracts you create will appear here. Click on a title to edit.

RULES FOR POSTER TITLES

Please be sure your title accurately and concisely reflects the abstract content. The title will appear in print exactly as you type it.

- The title must not be misleading.
- Do not use proprietary (brand) names in the title.
- Capitalize only the first letter of the first word in the title; all other words must be in lower-case letters, except in the case of acronyms or proper nouns (countries, etc.).
- Do not use "A," "An," or "The" as the first word in the title.
- Spell out all pharmaceutical acronyms.
- Special symbols (Greek letters; mathematical signs - equal, plus, minus, percentage, greater than, lesser than, etc.) must be spelled out.

Title Examples:

Correct:

Implementation of computerized prescriber order entry (CPOE) in a surgical unit: one year later

Incorrect:

IMPLEMENTATION OF COMPUTERIZED PRESCRIBER ORDER ENTRY (CPOE) IN A SURGICAL UNIT: ONE YEAR LATER

Incorrect:

Implementation of Computerized Prescriber Order Entry (CPOE) in a Surgical Unit: One Year Later

Important: Only put the title of the abstract in the title field. DO NOT put it in the body of the abstract.

ABSTRACT DETAILS

The screenshot shows a web form titled "Abstract Details: TEST!". On the left is a vertical navigation menu with items: "welcome Lynda Irvin", "- LOGOUT -", "Welcome", "ASCI", "PRIM", "INFORMATION", "CREATE A NEW ABSTRACT", "TEST!", "ABSTRACT DETAILS", "DISCLOSURE", "ADDITIONAL AUTHORS", and "CONFIRMATION". The "TEST!" item is highlighted. The main form area contains the following fields:

- Abstract Title:** A text input field containing "TEST!".
- * Submission Category:** A dropdown menu with "Chronic Care / Managed Care" selected.
- Type of poster:** Three radio button options: "Descriptive Report", "Evaluative Study Report" (which is selected), and "Research-in-Progress".
- * Purpose:** A text input field containing "one".
- * Methods:** A text input field containing "two".
- Results:** A text input field containing "three".
- Conclusion:** A text input field containing "four".

Two orange callout boxes with blue text and arrows provide instructions:

- An arrow points from the "Choose one category that best fits your presentation" box to the "Submission Category" dropdown.
- An arrow points from the "Choose Poster type" box to the "Type of poster" radio buttons.

TYPE OF POSTER

Select **one** from the following types of submissions.

- **D = Descriptive Report:** *Definition:* Describes completed new, improved or innovative roles or services in pharmacy practice, or unusual clinical cases in one or a few patients that have not been formally evaluated, but are of such importance that they must be brought to the attention of practitioners.
- **E = Evaluative Study:** *Definition:* Completed original research, including clinical research on drug effects in humans, drug-use evaluations, and evaluations of innovative pharmacy services. Abstracts must include scientific results and/or data to support the conclusions.
- **R = Research-in-Progress Report**
Definition: Uncompleted original research, including clinical research on drug effects in humans, drug-use evaluations, and evaluations of innovative pharmacy services currently in progress. **Please note:** Results can be presented on your poster at the meeting.

A note about Case Reports: A Case Report describes an unusual *patient-specific* case that was not part of a study but the findings are of interest to clinical pharmacists. Case Reports do not need the headings Purpose, Methods, Results, or Conclusions but cannot be a research-in-progress. Please choose "Evaluative Study" as your Poster Type and enter the abstract information in the "Purpose" field.

BODY OF ABSTRACT

Guidelines for All Abstracts

- **Proofread abstracts carefully**, particularly doses, numerical values, and drug names. After the deadline, changes cannot be made to the title or content. **ASHP will not edit abstracts.**
- **Be sure to use proper format, see examples for submission type designation** (Descriptive Report, page 10; Evaluative Study Report, page 11, Research-in-Progress, page 12).
- Use standard abbreviations. **Do not include graphs, tables, or illustrations in the abstract.**
- Do **not** use special functions such as tabs, underlines, trademarks, subscripts, bold italics, superscripts, or hyphenations in the abstract. **Special symbols (Greek letters, degree signs, and plus/minus) must be spelled out.**
 - **Note:** Not all symbols will convert correctly from a Web-based database to a Word document of a rich-text format. What may work for one submission, may not work for another. If you choose to use symbols, ASHP and *IPA* are not responsible for conversion problems and may reject your submission if it becomes difficult to understand due to symbol conversion.
- Do not include the title or authors in the body of the abstract.
- The Primary Author verifies that all coauthors are aware of the contents of the abstract and support the data.

TYPE SPECIFIC ABSTRACT GUIDELINES

Descriptive Report Abstracts

- The abstract must contain rationale detailed description of the project or case, and the importance of the report to pharmacy practice.
- **The abstract must have: Purpose, Methods, Results, and Conclusion.**
- The work described must be complete. Planned projects or descriptions of projects still being implemented should be Research-in-Progress Reports.

To see an example of a Descriptive Report Abstract, please go to page 10.

Evaluative Study Abstracts

- All clinical research represented in the abstract was approved by the appropriate ethics committee or institutional review board and, if appropriate, informed consent was obtained for all subjects. This must be indicated in the abstract.
- **The abstract must have: Purpose, Methods, Results and Conclusion.** (Case reports can go under the Purpose heading.)
- The work described must be complete. Planned projects or descriptions of projects still being implemented should be Research-in-Progress Reports.

To see an example of an Evaluative Study Abstract, please go to page 11.

Research-in-Progress Report Abstracts

- All clinical research represented in the abstract was approved by the appropriate ethics committee or institutional review board and, if appropriate, informed consent was obtained for all subjects. A statement to this effect must be included in the abstract.
- **The abstract must contain rationale and objectives for the study (Purpose) and a proposed plan for analysis of the data (Methods). Do not fill out the Results and Conclusion fields.**

To see an example of a Research-in-Progress Report Abstract, please go to page 12.

DESCRIPTIVE REPORT POSTER ABSTRACT SAMPLE

Purpose: The avoidance of errors in the processing of chemotherapy orders is an important component in the pharmacy department's medication use safety initiatives. Chemotherapy order processing was identified as a needed competency assessment to heighten awareness in recognizing and preventing chemotherapy medication errors. This project was designed to uncover and correct gaps in the knowledge that pharmacists needed for the safe processing of chemotherapy orders at a community hospital.

Methods: A certification module and competency assessment examination were written by a pharmacist with advanced training (specialty residency) in oncology. The certification module included readings, the hospital policy on processing chemotherapy orders, and a chemotherapy order processing checklist designed for the pharmacist. The assessment examination used three actual patient chemotherapy orders, each with specific patient demographics, laboratory values, and imbedded errors. Pharmacists taking the examination needed to identify the errors to safely process the orders. All staff pharmacists were required to complete the examination and were instructed to work independently. A score of 100 percent was required to pass the competency assessment.

Results: Twelve pharmacists completed the module. Seven pharmacists correctly identified all the medication order errors in the competency assessment examination. Five pharmacists needed additional training in their identified areas of deficiency and took a customized assessment examination to specifically address those areas. All five pharmacists successfully completed the second assessment examination. The pharmacy director and clinical coordinators felt that the competency assessment examination was successful in identifying gaps in knowledge. The pharmacists indicated that they were more confident processing chemotherapy orders after successful completion of the module and competency assessment.

Conclusion: Competency assessment was helpful in identifying and correcting knowledge gaps and may be useful in medication order processing of high risk medications as part of the pharmacy department medication use safety plan.

EVALUATIVE STUDY ABSTRACT SAMPLE

Effects of carvedilol vs atenolol on HbA1c in patients with type 2 diabetes mellitus and hypertension

Purpose: Beta-blockers decrease cardiovascular risk in patients with hypertension and diabetes mellitus (DM). However, their use has been associated with increased fasting glucose and HbA1c levels in these patients. The purpose of this study was to determine whether carvedilol or atenolol had more favorable glycemic effects on patients with diabetes and hypertension who were also using a renin-angiotensin (RAS) blocker, which is known to improve glycemic control.

Methods: This open-label, randomized, controlled, parallel group study was approved by the institutional review board. Men and women aged 18-65 who provided informed consent were enrolled if they had Type 2 DM and stage 1 or 2 hypertension controlled by medication. Patients taking a non-ocular beta-blocker within the past 3 months and those with pulmonary, cardiovascular, or kidney disease were excluded. Antihypertensive treatment must have included an RAS blocker, such as an angiotensin-converting enzyme (ACE) inhibitor or angiotensin II receptor blocker (ARB). Following a 2-4 week washout period to discontinue all other antihypertensive treatments, 48 patients were randomized to receive either carvedilol (n equals 25) or atenolol (n equals 23) for 24 weeks. Study medication was titrated from carvedilol 6.25 mg twice daily and atenolol 12.5 mg twice daily to a maximum dose of 25 mg and 100 mg twice daily, respectively, at two-week intervals toward target blood pressure levels (less than or equal to 130/80 mmHg). The primary outcome measure was a change from baseline in HbA1c after 6 months of treatment. Secondary outcomes included changes in blood pressure and heart rate. It was determined that 23 participants per treatment group would yield 80 percent power to detect a difference of 0.20 percent between groups for the primary outcome. Data are expressed as means with 95 percent confidence intervals, and evaluation of primary and secondary outcomes utilized analysis of variance.

Results: The mean difference between carvedilol and atenolol in the change in HbA1c from baseline was 0.21 percent (95 percent CI, 0.04 percent to 0.27 percent, P equals 0.004). HbA1c levels increased with atenolol administration (0.23 percent; 95 percent CI, 0.08 percent to 0.31 percent, P less than 0.001) but did not change significantly with carvedilol (0.02 percent; 95 percent CI, -0.06 to 0.08 percent, P equals 0.65). Effects on blood pressure and heart rate were comparable.

Conclusions: Use of carvedilol in the presence of RAS blockade did not affect glycemic control. However, atenolol was associated with a slight increase in HbA1c after 6 months of treatment. The clinical significance of these effects must be determined in larger, long-term clinical trials.

RESEARCH-IN-PROGRESS REPORT ABSTRACT SAMPLE

Purpose: The JNC 7 guidelines recognize that systemic blood pressure (SBP) elevations directly correlate with increased cardiovascular risk. The objective of this study is to determine the extent to which treatment provided to clinic patients with systolic hypertension complies with the JNC 7 guidelines.

Methods: Prior to commencement, this study will be submitted to the Institutional Review Board for approval. The health system's electronic medical record system will be used to identify patients who, over a three-month period of time, have had at least two blood pressure measurements in which systolic blood pressure (SBP) was greater than 139 mmHg and diastolic blood pressure (DBP) was less than 90 mmHg. Patients younger than 18 years of age will be excluded from this study. The following data will be collected: patient age, gender, ethnicity, SBP, DBP, heart rate, co-morbidities, pertinent physical examination findings, occurrence of cardiovascular events, current medications, and reported adverse medication events. If available, results of renal and hepatic function tests and electrocardiograms will be collected. Provider documentation will be reviewed to determine if reasons for non-compliance with JNC 7 guidelines are documented. All data will be recorded without patient identifiers and maintained confidentially. Average SBP and DBP will be calculated. Data from patients with an average SBP of greater than 139 mm Hg and an average DBP of less than 90 mm Hg will be reviewed by a team of clinicians to rate compliance of treatment with the JNC 7 guidelines. This team will be composed of two pharmacists and two physicians who are not involved in the care of this patient population. The reviewers will rate each patient's care as compliant with JNC 7, noncompliant with JNC 7 but clinically appropriate, or noncompliant with JNC 7.

PRIMARY AUTHOR ABSTRACT CONTENT AFFIRMATION

Disclosure: Test 1

Primary Author Abstract Content Affirmation

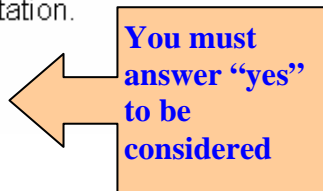
As the primary author of this submission I affirm:

This is my own and individual work in collaboration with the other author(s) indicated and a third party has NOT been involved in the writing of this abstract.

All coauthor(s) are aware of the contents of this abstract.

All appropriate disclosures have been completed and I or one of the coauthor(s) will present this paper during the time assigned if the submission is accepted for presentation.

* I affirm: Yes No



PRIMARY AUTHOR DISCLOSURE

All authors and coauthors are required to disclose any financial or other significant *commercial* relationships that may have a direct or indirect interest in the subject matter of the presentation. This does not apply to non-profit health-systems unless you are working for a commercial entity within the non-profit.

You will be asked if you have a "Potential Conflict of Interest". If you do, you must fill out the appropriate fields with the name of the organization(s) involved.

Please note: All accepted poster presentations **must** display a disclosure panel on the poster during the session. Those posters with nothing to disclose must display the statement **"The Author(s) have nothing to disclose."** Instructions on the wording and placement of the disclosure panels will be in the Poster Presenters Handbook.

Primary Author Disclosure

- * **Potential Conflict:** I have no actual or potential conflict of interest in relation to this program
 I have financial interest/arrangement or affiliation with one or more organizations that could be perceived as a real or apparent conflict of interest in the context of the subject of this presentation.

Primary Author Financial Interest

<u>Financial Interest</u>	<u>Name of Organization(s)</u>
Employee of (if not listed above):	<input type="text" value="American Society of Health-System Pharmacists"/>
Receives Grant/Research Support:	<input type="text"/>
Consultant:	<input type="text"/>

ADDITIONAL AUTHORS

The Primary Author *must* obtain the disclosure information from all authors prior to completing the submission process and is agreeing to display this information on behalf of all authors. The Primary and each additional author will each have a disclosure section that will need to be filled out. The Primary Author will fill out the Additional Author disclosures on their behalf.

Warning: If we do not receive disclosure information from all authors listed, your abstract will not be accepted.

The screenshot shows a web interface for adding authors. On the left is a navigation menu with options like 'Welcome Lynda Irvin', 'ASHP 2008 MIDYEAR CLINICAL MEETING', and 'ADDITIONAL AUTHORS'. The main content area is titled 'Additional Authors: Test 1' and contains a list of authors: Lynda Irvin (lirvin@ashp.org), Larry Mann (lmann@ashp.org), and Louise Maitland (lmaitland@ashp.org). Below the list are input fields for 'E-mail Address', 'First Name', and 'Last Name', and an 'Add Author' button. An orange callout box with a blue border points to the input fields and contains the text: 'Add the Author's email, first name, and last name. Click on "Add Author". You may add up to 4 additional authors only. Any more than 4 will be deleted.'

Welcome
Lynda Irvin
- LOGOUT -

Welcome

ASHP 2008 MIDYEAR
CLINICAL MEETING

PRIMARY AUTHOR
INFORMATION

CREATE A NEW ABSTRACT

TEST 1

ABSTRACT DETAILS

DISCLOSURE

ADDITIONAL AUTHORS

CONFIRMATION

Additional Authors: Test 1

Additional Authors

Note: The Primary Author will always be listed first on the abstract

Lynda Irvin (lirvin@ashp.org)

Author

Edit Larry Mann (lmann@ashp.org)

Edit Louise Maitland (lmaitland@ashp.org)

E-mail Address:

First Name:

Last Name:

To add more than one additional Author, please fill in the E-mail Address, First Name, Last Name above and click the "Add Author" button.

You must click on "Edit" beside each author's name to enter their personal and disclosure information. DO NOT Click on "Save & Continue" until you have entered all additional author information. Use the up and down arrows on the right of their names to place them in the order they are to appear on the abstract citation.

Add the Author's email, first name, and last name. Click on "Add Author". You may add up to 4 additional authors only. Any more than 4 will be deleted.

Editing Additional Authors

Welcome
Lynda Irvin
- LOGOUT -
Welcome
ASHP 2008 MIDYEAR
ETING
R
BSTRACT

Additional Authors: Test 1

Additional Authors

Note: The Primary Author will always be listed first on the abst

Lynda Irvin (lirvin@ashp.org)

Author

Edit

Larry Mann (lmann@ashp.org)

Remove



Edit

Louise Maitland (lmaitland@ashp.org)

Remove



E-mail Address:

First Name:

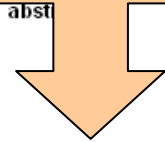
Last Name:

Add Author

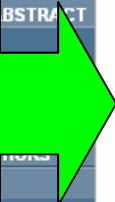
To add more than one additional Author, please fill in the E-mail Address, First Name and Last Name above and click the "Add Author" button.

You must click on "Edit" beside each author's name to enter their personal and disclosure information. DO NOT Click on "Save & Continue" until you have entered all additional authors and their information. Use the up and down arrows on the right of their names to place them in the order they are to appear on the abstract citation.

This is the order your additional authors will appear on the abstract. Use the arrows to change the order.



IMPORTANT
Click on
"Edit" next to
an author's
name to enter
their personal
details.
DO NOT
MISS THIS
STEP

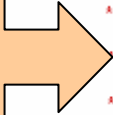


Editing Additional Authors

Author

<u>Edit</u>	Larry Mann (lmann@ashp.org)	Remove	↓
<u>Hide</u>	Louise Maitland (lmaitland@ashp.org)	Remove	↑
* First Name:	Louise		
* Last Name:	Maitland		
Middle Name / Initial:	N.		
* Position Title:	Manager		
* Company / Affiliation:	American Society of Health-System Pharmacists		
Business Address 1:	ASHP		
* Business Address 2:	7272 Wisconsin Avenue		
* City:	Bethesda		
State (inside U.S.):	MD		
Province (outside U.S.):			
* Country:	USA		
* E-Mail:	lmaitland@ashp.org		
Phone:	222-222-2222		
Extension:	333-444-3333		
Fax Number:	111-444-5555		

Fill in all
required
information



ADDITIONAL AUTHOR DISCLOSURE

You must fill out disclosure information on behalf of each additional author. We will not accept abstracts that do not have this information filled out.

Disclosure

As the Primary Author of this submission I verify that the following disclosure information was communicated to me by the co-author listed above.

- Potential Conflict:** The above co-author does not have any actual or potential conflict of interest in relation to this program.
 The above co-author does have a financial interest/arrangement or affiliation with one or more organizations related to this program.

Employee of (if not listed above):
Receives Grant/Research Support:
Consultant:
Clinical Investigator:
Speaker's Bureau:
Stockholder:
Receives other Financial/Material Support:

Edit Larry Mann (lmann@ashp.org)
Edit Eric Lund (elund@ashp.org)

E-mail Address:
First Name:
Last Name:

To add more than one additional Author, please fill in the E-mail Address, First Name and Last Name above and click the "Add Author" button.

You must click on "Edit" beside each author's name to enter their personal and disclosure information. DO NOT Click on "Save & Continue" until you have entered all additional authors and Use the up and down arrows on the right of their names to place them in the order they are to appear on the abstract citation.

After entering all Additional Author information, click on "Save & Continue".

COMPLETING THE SUBMISSION PROCESS

After you have entered all Additional Author Information, you will be taken to a Confirmation page. Please review all the information carefully to make sure that you have not made any mistakes. **ASHP will not edit abstracts.** If you need to go back to a section to edit, please click on the section name on the left menu. When you have completed your submission **PRINT THIS PAGE OUT.** In the unlikely event a technical error should occur, you may need to fax this to ASHP to prove you completed the submission prior to the deadline. **After the deadline, any submission that does not have all the required fields completed will not be considered for review or presentation.**

Welcome
Lynda Irvin

- LOGOUT -

Welcome

**ASHP 2008 MIDYEAR
CLINICAL MEETING**

PRIMARY AUTHOR
INFORMATION

CREATE A NEW ABSTRACT

TEST!

ABSTRACT DETAILS

DISCLOSURE

ADDITIONAL AUTHORS

CONFIRMATION

Confirmation: TEST!

Please check the following abstract confirmation to ensure that all fields are properly filled out. Changes cannot be made to this page. To return to a step to add or edit information, click on its' name on the left menu. If you need to logout of this submission and come back later, click on the abstract title on the left menu when you return to the submission site -- do not click on "Create a New Abstract" and start over.

All submissions may be edited up until the deadline of 11:59 PM (Eastern), October 1, 2008. No new submissions or edits will be accepted after that date.

Need to edit?
Click on the
step to return.

Print information for your records. ASHP may ask you for a confirmation copy concerning your submission. Please note the "Submission Number" title. This is the number you will need to use if you contact ASHP

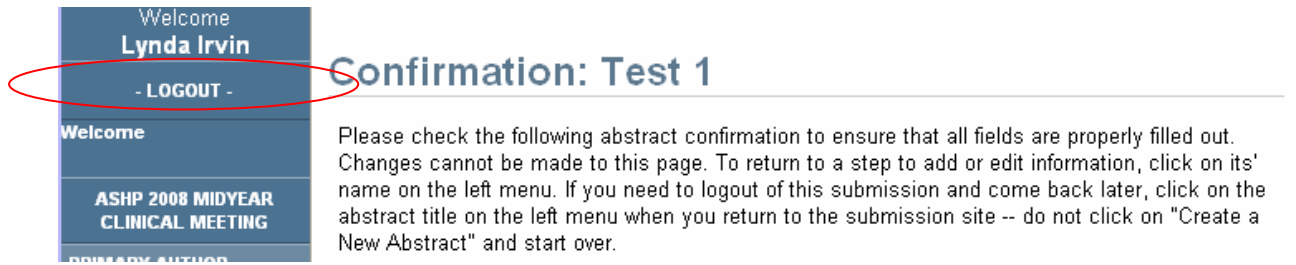
You must click on the "SUBMIT ABSTRACT for REVIEW" button at the bottom of this page to complete the submission process. If you do not click on "SUBMIT ABSTRACT for REVIEW" your submission will not be considered for presentation. Do not submit uncompleted abstracts.

You will need
this number if
you contact
ASHP
regarding your
abstract.

Proposal Details	
Proposal Title	TEST!
Submission Number	133615
Submission Category	Ambulatory Care
Type of Poster	Evaluative Study Report
Purpose	one
Methods	two
Results	three
Conclusion	four

LOGGING OUT

After printing your confirmation Logout.



The screenshot shows a web interface with a left navigation menu and a main content area. The navigation menu is a dark blue vertical bar on the left, containing the following text from top to bottom: "Welcome Lynda Irvin", "- LOGOUT -", "Welcome", "ASHP 2008 MIDYEAR CLINICAL MEETING", and "PRIMARY AUTHOR". A red oval highlights the "- LOGOUT -" button. The main content area has a title "Confirmation: Test 1" and a paragraph of text: "Please check the following abstract confirmation to ensure that all fields are properly filled out. Changes cannot be made to this page. To return to a step to add or edit information, click on its' name on the left menu. If you need to logout of this submission and come back later, click on the abstract title on the left menu when you return to the submission site -- do not click on 'Create a New Abstract' and start over."